
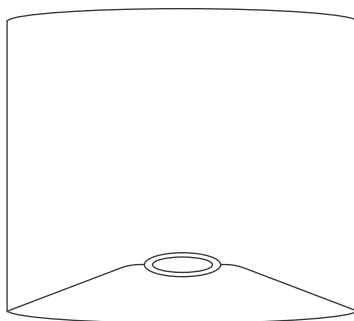


Assembly Instructions

DAISY TABLE LAMP RUST



Lamp



Lamp Shade



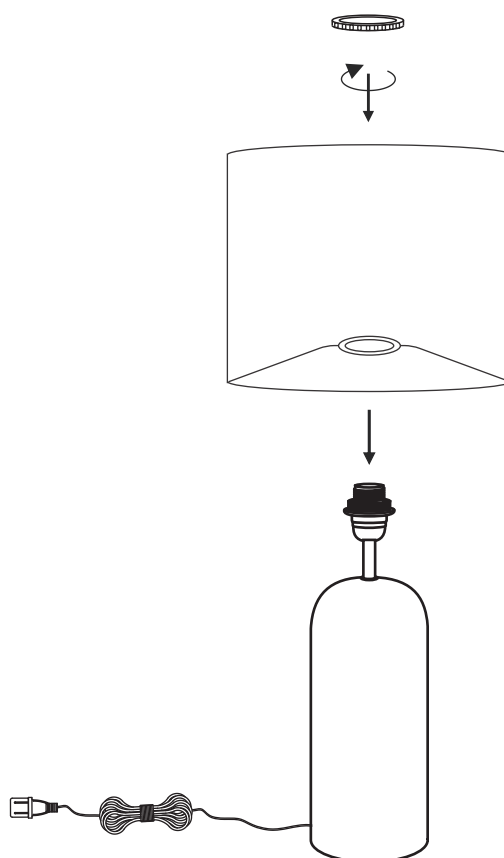
Shade Ring

Components in the box:

- 1 x Lamp Base
- 1 x Lamp Shade
- 1 x Shade Ring

Assembly Instructions:

- Remove shade ring from socket.
- Place lamp shade on socket.
- Tighten shade ring onto socket.



Care and use instructions:

Wipe clean with a soft, dry cloth. Do not use Harsh Chemicals.